



T Quadra HPL 189 ep75 HP..



T Quadra HPL HT110 189 ep75 HP..



T Quadra HPL HT90 189 ep75 HP..





T Quadra HPL HT75 189 ep75 HP..



T Quadra HPL 189 ep75 HP..

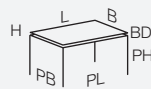
T Quadra HPL



 : HPL

 : EPOXY / CHR / SAT (CHR, SAT : frame ep12)

Ø 90x90 mm

HT40/75/90/110



	99	1285	120V	159	140V	189	210
L x B	90x90	120x85	120x120	150x90	140x140	180x90	200x100
H	75,2	75,2	75,2	75,2	75,2	75,2	75,2
BD (mm)	46 mm	46 mm	46 mm	46 mm	46 mm	46 mm	46 mm
PH	65,8	65,8	65,8	65,8	65,8	65,8	65,8
PB	70	65	100	70	120	70	80
PL	70	100	100	130	120	160	180
 m³	0,07	0,17	0,18	0,19	0,23	0,2	0,21
 kg	23,9	45,2	58	56	59	64	67,8